



# R6 SERIES SINGLE PHASE INVERTER





R6-5K-S3 | R6-6K-S3 | R6-7K-S3

R6-8K-S3 | R6-9K-S3 | R6-10K-S3


**AFCI** AFCI (Optional)

**16A** String current up to 16A

 Max. Efficiency 98.8%

 Built-in AC & DC SPD

**110%** 110% AC overloading

 24/7 load monitoring (Optional)



MODEL	R6-5K-S3	R6-6K-S3	R6-7K-S3	R6-8K-S3	R6-9K-S3	R6-10K-S3
<b>DC Input</b>						
Max. PV Array Power [Wp]@ STC	7500	9000	10500	12000	13500	15000
Max. DC Voltage [V]	600					
MPPT Voltage Range [V]	90 ~ 550					
Rated DC Voltage [V]	360					
Start Voltage [V]	100					
Min. DC Voltage [V]	80					
Max. DC Input Current [A]	16/16/16					
Max. DC Short Circuit Current [A]	19.2/19.2/19.2					
No. of Strings per MPPT	1/1/1					
No. of MPPT	3					
DC Switch	Integrated					
<b>AC Output</b>						
Rated AC Power [W]	5000	6000	7000	8000	9000	10000
Max.Apparent Power*1[VA]	5500	6600	7700	8800	9900	10000
Rated Output Current [A]@ 230Vac	21.7*2	26.1	30.4	34.8	39.1	43.5
Max.Output Current [A]	25	30	35	40	45	45.5
Rated AC Voltage/ Range [V]	L+N+PE, 220, 230, 240/ 180 ~ 280					
Rated Output Frequency/ Range [Hz]	50, 60/ 45 ~ 55, 55 ~ 65					
Power Factor [cos φ]	0.8 leading ~ 0.8 lagging					
Total Harmonic Distortion [THDi]	<3%					
<b>Efficiency</b>						
Max. Efficiency	98.2%					
Euro Efficiency	97.8%					
<b>Protection</b>						
Internal Overvoltage Protection	Integrated					
DC Insulation Resistance Detection	Integrated					
Grid Monitoring	Integrated					
GFCI Monitoring	Integrated					
DCI Monitoring	Integrated					
AC Short Circuit Current Protection	Integrated					
AC Grounding Detection	Integrated					
DC Surge Protection	Integrated					
AC Surge Protection	Integrated					
Anti-islanding Protection	Integrated					
AFCI Protection	Optional					
<b>Interface</b>						
DC Connection	MC4/ H4					
AC Connection	Plug-in Connector					
Display	LED+APP					
Communication Port	RS232(USB) +RS485(RJ45) +DRM					
Communication	Wi-Fi/ GPRS/ 4G(Optional)					
Load Monitoring	24/7 (Optional)					
<b>General Parameters</b>						
Topology	Non-isolated					
Consumption at Night [W]	<1					
Operating Temperature Range	-40°C to +60°C					
Cooling Method	Natural Convection					
Ambient Humidity	0-100% Non-condensing					
Altitude	4000m (>3000m Power Derating)					
Noise [dBA]	<35					
Ingress Protection	IP65					
Mounting	Wall Mounting					
Dimensions [H*W*D][mm]	532*391*202					
Weight [kg]	17.3					18
Warranty [Year]	5/10/15/20/25					
Applicable Standard	EN62109-1/2, EN61000-6-1/2/3/4, EN50438, EN50549, C10/11, IEC62116, IEC61727, RD1699, RD413, UNE 206006, UNE 206007, NTS, CEI 0-16, CEI O-021, AS4777.2, NBR16149, NBR 16150 VDE-AR-N 4015, VDE 0126-1-1					

Remarks: \*1 According to C10/C11, Max. Apparent Power= Rated AC Power.

\*2 According to VDE-ARN-N 4105, Rated AC Current for R6-5K-S3 is 20A.